


# Montcalm County



## Breeding Sheep Project Record Book All Ages

Name: \_\_\_\_\_

Address: \_\_\_\_\_

4-H Club: \_\_\_\_\_

4-H Leader: \_\_\_\_\_

4-H Age (as of 1/1): \_\_\_\_\_

Years Showing 4-H Sheep: \_\_\_\_\_

Record Started: \_\_\_\_\_

Record Closed: \_\_\_\_\_



MICHIGAN STATE UNIVERSITY | Extension




*MSU is an affirmative-action, equal-opportunity employer. Michigan State University Extension programs and materials are open to all without regard to race, color, national origin, gender, gender identity, religion, age, height, weight, disability, political beliefs, sexual orientation, marital status, family status or veteran status.*

Rev. 11/2014

# Why Keep Records?

Keeping records on your project can be interesting and fun - not dull or boring.



Good Records will:

- Help you learn about animals, their rate of growth, the feed they require, the cost of the feed and their habits.
- Help you plan future projects.
- Let you know if you made or lost money and how much.
- Improve your management practices.
- Give you a record of your project activities.

Keep this record as part of your Personal 4-H Records. This information is helpful for you to plan future year's market projects as well as if you ever apply for 4-H awards or a 4-H scholarship.

Remember - Records are no better than what YOU put into them!

Objectives - To let 4-H Members:

- Experience the obligation and responsibility required in a livestock enterprise.
- Experience and cope with the "values" and "attitudes" of responsibility, in a relatively unsupervised environment. Supervision will be on a periodic basis.
- Contribute to the family table with meat, or to experience the marketing process and system, through sale of the product.
- Experience competition through showing the animal at local area organization sponsored shows, the fair and state-wide shows.

I understand that this is a **completed** Breeding Sheep Project Record Book as required.

4-H'ers Signature: \_\_\_\_\_

4-H Leader's Signature: \_\_\_\_\_

**MSU Montcalm Extension**  
211 W. Main Street, P.O. Box 368  
Stanton, Michigan 48888  
<http://msue.anr.msu.edu/county/info/montcalm>  
(989) 831-7500  
Fax: (989) 831-7515



# Montcalm County 4-H Sheep Program

## Member's Achievement Summary

Year: \_\_\_\_\_

Name: \_\_\_\_\_

Date of Birth: \_\_\_\_\_ 4-H Age (as of 1/1): \_\_\_\_\_

Years Showing 4-H Sheep: \_\_\_\_\_

Have you participated in sheep projects outside of the county? \_\_\_\_\_ Yes \_\_\_\_\_ No


If Yes, list the activities, events, shows, workshops, etc.:

What do you want to improve this year in your sheep project?

# My 4-H Sheep Project Photographs

Be creative. The more photograph the better, but a completed record book should at least have a beginning photograph and a finished picture. You are encouraged to be in the photo with your project animal(s) and include more photographs. You should also include captions on your pictures that at least include the date of the photograph. You may use additional pages.





## My 4-H Sheep Project Animal(s)

Name of Animal: \_\_\_\_\_ ID Number: \_\_\_\_\_

Type of Identification: \_\_\_\_\_ Tag \_\_\_\_\_ Tattoo \_\_\_\_\_ Scrapies Tag

Breed(s): \_\_\_\_\_

Color: \_\_\_\_\_ Date (Month) of Birth: \_\_\_\_\_

Markings: \_\_\_\_\_  
\_\_\_\_\_

Please Check One:

\_\_\_\_\_ Purchased \_\_\_\_\_ Raised

Please Check One:

\_\_\_\_\_ Ewe \_\_\_\_\_ Ram \_\_\_\_\_ Lamb

Name of Animal: \_\_\_\_\_ ID Number: \_\_\_\_\_

Type of Identification: \_\_\_\_\_ Tag \_\_\_\_\_ Tattoo \_\_\_\_\_ Scrapies Tag

Breed(s): \_\_\_\_\_

Color: \_\_\_\_\_ Date (Month) of Birth: \_\_\_\_\_


Markings: \_\_\_\_\_  
\_\_\_\_\_

Please Check One:

\_\_\_\_\_ Purchased \_\_\_\_\_ Raised

Please Check One:

\_\_\_\_\_ Ewe \_\_\_\_\_ Ram \_\_\_\_\_ Lamb



## My 4-H Sheep Project Animal(s)

Name of Animal: \_\_\_\_\_ ID Number: \_\_\_\_\_

Type of Identification: \_\_\_\_\_ Tag \_\_\_\_\_ Tattoo \_\_\_\_\_ Scrapies Tag

Breed(s): \_\_\_\_\_

Color: \_\_\_\_\_ Date (Month) of Birth: \_\_\_\_\_

Markings: \_\_\_\_\_  
\_\_\_\_\_

Please Check One:

\_\_\_\_\_ Purchased \_\_\_\_\_ Raised

Please Check One:

\_\_\_\_\_ Ewe \_\_\_\_\_ Ram \_\_\_\_\_ Lamb

Name of Animal: \_\_\_\_\_ ID Number: \_\_\_\_\_

Type of Identification: \_\_\_\_\_ Tag \_\_\_\_\_ Tattoo \_\_\_\_\_ Scrapies Tag

Breed(s): \_\_\_\_\_

Color: \_\_\_\_\_ Date (Month) of Birth: \_\_\_\_\_

Markings: \_\_\_\_\_  
\_\_\_\_\_

Please Check One:

\_\_\_\_\_ Purchased \_\_\_\_\_ Raised

Please Check One:

\_\_\_\_\_ Ewe \_\_\_\_\_ Ram \_\_\_\_\_ Lamb



# My 4-H Sheep Project Feed Record and Expenses

In this section, you will explore how you feed your project animal. If you are using a commercial complete feed or a prepared feed mixed at the feed mill, attach the ingredients slip to this record book. Ask your feed mill operator to supply you with an ingredients list if the feed bag does not have one.

This is what I feed my sheep project: \_\_\_\_\_

\_\_\_\_\_  
\_\_\_\_\_  
\_\_\_\_\_

I feed my sheep *(please check all that apply)*

\_\_\_\_\_ Hay                      \_\_\_\_\_ Pellets                      \_\_\_\_\_ Supplements  
\_\_\_\_\_ Grain                      \_\_\_\_\_ Other: \_\_\_\_\_

**My Sheep Project expenses were:** *(List what you or your parents spent during the project year for feed, supplies, equipment and veterinary assistance.)*

DATE OF EXPENSE	ITEM PURCHASED	VALUE (\$)

**My Sheep Project Income was:**

DATE OF INCOME	ITEM SOLD OR RECEIVED	VALUE (\$)

# My 4-H Sheep Project Feed Ingredients

Attach a Feed Ingredients Slip/Nutritional Analysis from each of your feed sources. If the feed is mixed in a mill, ask the mill operator for a list of ingredients. If a slip is not available, please describe your feed sources as best as possible.



**Attach a Feed Tag Here!**



# My 4-H Sheep Project Experiences

This is what I learned in my Sheep Project this year: \_\_\_\_\_

---

---

---

This is what I enjoyed most about this project: \_\_\_\_\_

---

---

---

My biggest challenge was: \_\_\_\_\_

---

---

---

Next year in the Sheep Project, I plan to: \_\_\_\_\_

---

---

---

---

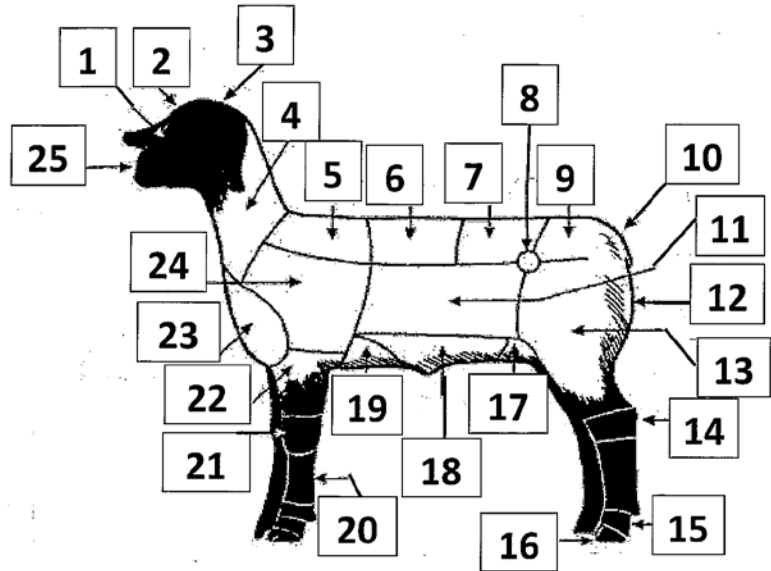
---



# My 4-H Sheep Matching Game

## Match the Parts of Sheep:

- Ages 8-11, match 15 of 25
- Ages 12-15, match 20 of 25
- Ages 16-19, match all 25



- |                         |              |                       |
|-------------------------|--------------|-----------------------|
| _____ Back or Rack      | _____ Hips   | _____ Pastern         |
| _____ Belly             | _____ Hock   | _____ Poll            |
| _____ Breast or Brisket | _____ Hoof   | _____ Rear Flank      |
| _____ Cannon            | _____ Knee   | _____ Rump            |
| _____ Dock              | _____ Leg    | _____ Shoulder        |
| _____ Face              | _____ Loin   | _____ Twist           |
| _____ Fore Flank        | _____ Middle | _____ Top of Shoulder |
| _____ Forearm           | _____ Muzzle |                       |
| _____ Forehead          | _____ Neck   |                       |

Name at least 5 products produced from sheep, other than meat: \_\_\_\_\_

---



---



---

# Sheep Record Extra Credit Ideas:

An outstanding 4-H project is one that goes above and beyond what is expected. This section will help you identify projects that you can do to include in your record book. Be creative! Your own ideas are also encouraged.

## **Additional Pictures of 4-H'er and Project Animal:**

(Taken at different times than other photographs in book.) Other photo ideas would be the 4-H'er working with other youth in a leadership capacity.

## **Decorate your book:**

Include drawings and items that add to your book's appearance.

## **Write an Essay:**

Write a page or two on a topic relating to sheep. Topics could include sheep nutrition, wool production, disease, parasites, or even a personal story about you and your sheep.

## **Additional Projects:**

Complete projects from the 4-H Curriculum available at the MSU Montcalm Extension Office.

## **Farm Diagram:**

Design a sheep farm on paper.

## **Marketing of Your Sheep Project:**

Include examples of letters that you have sent to prospective buyers to sell your market animal. Keep track of the cost that you spend mailing letters, buying paper, envelopes, etc.

## **Interview a Retired Sheep Farmer:**

Ask them what challenges they faced. Find some differences and similarities in the way that you have raised your project animal. What was their best memory of farming?

## **Find Information from Sheep Breed Associations:**

Contact one or more of the Sheep Breed Associations and ask for information regarding their breed of sheep. Investigate how their breed compares to other breeds.

Do you have a good project to add to this list? Let us know. Contact the MSU Montcalm Extension Office.

# My 4-H Breeding Sheep Project Record Book Score Sheet

4-H Member: \_\_\_\_\_

4-H Club: \_\_\_\_\_

Page		Possible Points	Your Points
1-2	<b>COVER SHEET</b>	5	
	All information is completed.		
3	<b>MEMBER ACHIEVEMENT SUMMARY</b>	10	
	All information is neat and complete. All questions are answered.		
4 - 5	<b>MY 4-H SHEEP PROJECT ANIMAL(S)</b>	10	
	All information is neat and complete. All questions are answered.		
6	<b>4-H PROJECT PHOTOGRAPHS</b>	10	
	Includes photographs of project animal(s). Captions included with pictures		
7-8	<b>FEED RECORD AND EXPENSES</b>	10	
	All information is neat and complete.		
9	<b>PROJECT EXPERIENCES</b>	10	
	All information is neat and complete.		
10	<b>PROJECT KNOWLEDGE AND TERMS</b>	15	
	All information is neat and complete.		
11	<b>EXTRA CREDIT (or another worthy project.)</b>		
	Points are at Judge's discretion. If project cannot be attached to record book, Please add photos and describe.		
	<b>TOTAL POINTS</b> A: 70 - 50; B: 49 - 40; C: 39 - 10	70	